

FAX TO: (780) 437-8839

CUSTOMER INFORMATION










Name: _____

Company: _____

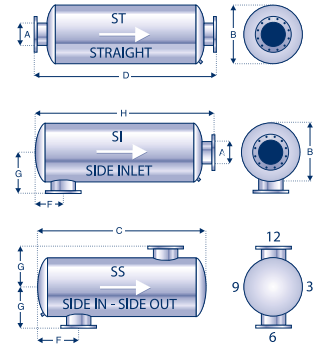
Phone: _____ Fax: _____ E-mail: _____

Notes/Comments: _____

SILENCER SERIES

Insertion Loss dBA	Standard Silencer Series	Spark Arrestor Series
15-25	"I" 	"ISA" 
25-30	"R" 	"RSA" 
30-35	"C" 	"CSA" 
35-40	"H" 	"HSA" 
35-50	"HP" 	

SILENCER TYPE



ENGINE INFORMATION

Engine Pipe Size (OD): _____
 Manufacturer: _____
 Model: _____ Displacement: _____
 No. of Cylinders: _____
 Fuel Type: _____
 Rated Power - Hp or Kw: _____
 Aspiration - NA - Turbo - TA: _____
 Maximum Speed (RPM): _____
 Max Exhaust Flow (CFM): _____
 Temperature (deg F): _____
 Max Intake Air (CFM): _____
 Engine Flange Size: _____
 Other: _____

SILENCER INFORMATION

* If replacing existing silencer

*OEM Part Number: _____
 *Other Visible Part #: _____
 Silencer Type (ST - SI - SS): _____
 Series (I - R - C - H - HP - SA): _____
 Body Diameter (B): _____
 Body Length (C or D): _____
 Inlet Diameter - ID or OD (A): _____
 Outlet Diameter - ID or OD (A): _____
 Length of Inlet from end (F): _____
 Length of Outlet from end (F): _____
 Inlet Clock Position: _____
 Outlet Clock Position: _____
 Flange Size - In & Out (ANSI): _____